

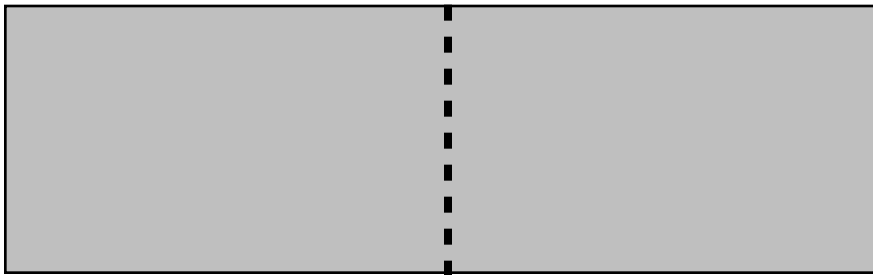
Athena Big Quilt Pattern
Finished Size: 72" x 87"

Fabric Requirements:

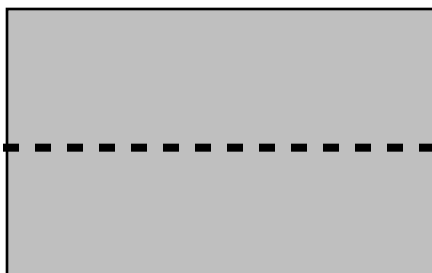
(Fabric A) Grand Olympio Panel: 4 continuous yards
(Binding) Crosshatch Cromite (binding): 1/2 yard

Cutting Directions:

1. Cut fabric A into two pieces, each measuring 2 yards. Set one aside.




2. Cut one of the pieces in half lengthwise. You will have two pieces each measuring 22" x 76.



Quilt Assembly:

1. Sew each of the 22" x 76" strips to the long side of 2 yard piece. Iron seams open.



2. Quilt as desired, bind and enjoy.